


Attach these instructions to the lid of the jar before covering with fabric and tying with ribbon

Cut out the tags. Fold each tag in half along the dotted line. Then using a hole punch, punch out a hole in the place marked by the black dots.

Cut out the content labels below. Stick this to the underside of the tag.

Place the contents of this jar in a mug. Add 1/4 cup of water, 2 Tbsp of oil and 1-2 drops of vanilla. Mix together well. Cook in the microwave on high for 1 1/2 minutes.



Sand Art Brownie
in a Mug

This jar contains:
Flour, Brown Sugar,
White Sugar, Cocoa,
Cinnamon, Salt,
Candy Coated
Chocolate Buttons,
Nuts.


Place the contents of this jar in a mug. Add 1/4 cup of water, 2 Tbsp of oil and 1-2 drops of vanilla. Mix together well. Cook in the microwave on high for 1 1/2 minutes.



Sand Art Brownie
in a Mug

This jar contains:
Flour, Brown Sugar,
White Sugar, Cocoa,
Cinnamon, Salt,
Candy Coated
Chocolate Buttons,
Nuts.

Place the contents of this jar in a mug. Add 1/4 cup of water, 2 Tbsp of oil and 1-2 drops of vanilla. Mix together well. Cook in the microwave on high for 1 1/2 minutes.



Sand Art Brownie
in a Mug


This jar contains:
Flour, Brown Sugar,
White Sugar, Cocoa,
Cinnamon, Salt,
Candy Coated
Chocolate Buttons,
Nuts.

Attach these instructions to the lid of the jar before covering with fabric and tying with ribbon

Cut out the tags. Fold each tag in half along the dotted line. Then using a hole punch, punch out a hole in the place marked by the black dots.

Cut out the content labels below. Stick this to the underside of the tag.

Place 1
Tbsp of butter in a mug and melt in the microwave for 30 seconds on High. Add the contents from the jar, mix a little before adding 1 egg yolk, 2-3 drops of vanilla and 1 Tbsp of water. Mix until fully combined. Cook in the microwave on high for 1 minute.



Hootycreek Cookie in a Mug

This jar contains:
Flour, Rolled Oats, Cinnamon, Salt, Brown Sugar, White Sugar, Cranberries, White Chocolate, Nuts.


Place 1
Tbsp of butter in a mug and melt in the microwave for 30 seconds on High. Add the contents from the jar, mix a little before adding 1 egg yolk, 2-3 drops of vanilla and 1 Tbsp of water. Mix until fully combined. Cook in the microwave on high for 1 minute.



Hootycreek Cookie in a Mug

This jar contains:
Flour, Rolled Oats, Cinnamon, Salt, Brown Sugar, White Sugar, Cranberries, White Chocolate, Nuts.

Place 1
Tbsp of butter in a mug and melt in the microwave for 30 seconds on High. Add the contents from the jar, mix a little before adding 1 egg yolk, 2-3 drops of vanilla and 1 Tbsp of water. Mix until fully combined. Cook in the microwave on high for 1 minute.



Hootycreek Cookie in a Mug


This jar contains:
Flour, Rolled Oats, Cinnamon, Salt, Brown Sugar, White Sugar, Cranberries, White Chocolate, Nuts.

Attach these instructions to the lid of the jar before covering with fabric and tying with ribbon

Cut out the tags. Fold each tag in half along the dotted line. Then using a hole punch, punch out a hole in the place marked by the black dots.

Cut out the content labels below. Stick this to the underside of the tag.

Place 1
Tbsp of butter in a mug and melt in the microwave for 30 seconds on High. Add the contents from the jar, mix a little before adding 1 egg yolk, 2-3 drops of vanilla and 1 Tbsp of water. Mix until fully combined. Cook in the microwave on high for 1 minute.



Rainbow Button
Cookie in a Mug

This jar contains:
Flour, Cinnamon,
Brown Sugar, White
Sugar, Salt, Candy
Coated Chocolate
Buttons.


Place 1
Tbsp of butter in a mug and melt in the microwave for 30 seconds on High. Add the contents from the jar, mix a little before adding 1 egg yolk, 2-3 drops of vanilla and 1 Tbsp of water. Mix until fully combined. Cook in the microwave on high for 1 minute.



Rainbow Button
Cookie in a Mug

This jar contains:
Flour, Cinnamon,
Brown Sugar, White
Sugar, Salt, Candy
Coated Chocolate
Buttons.

Place 1
Tbsp of butter in a mug and melt in the microwave for 30 seconds on High. Add the contents from the jar, mix a little before adding 1 egg yolk, 2-3 drops of vanilla and 1 Tbsp of water. Mix until fully combined. Cook in the microwave on high for 1 minute.



Rainbow Button
Cookie in a Mug

This jar contains:
Flour, Cinnamon,
Brown Sugar, White
Sugar, Salt, Candy
Coated Chocolate
Buttons.